



INDUSTRIAL APPLICATIONS

Welcome



Load arrestors provide fall protection for equipment. There are a huge number of applications where load arrestors may be deployed, across a range of industries.

Load arrest blocks are heavy-duty fall arresters for protecting equipment that is suspended at height. Do you lift or suspend equipment that cannot be allowed to drop? If so, you should consider installing a **Guard Load Arrest** device as a safeguard in case the primary lifting equipment fails.

If your primary load bearing equipment fails, a Guard load arrestor will automatically stop the load from falling, thereby preventing damage to the materials / equipment and, more importantly, protecting anybody below.

In many cases, fall protection for equipment is essential. For more information, explore the example Guard applications within this booklet.

If you're not sure what you need, our technical staff will work with you to find the right solution.

Contents

Product Range 4

APPLICATIONS:

Automotive 8

Galvanizing 10

Material Handling 12

Industrial Doors 14

Food Production 16

Tool Balancers 18

Chain Hoists 20

August 2022.

Guard Load Arrest is a Globestock Ltd brand.

Globestock Ltd reserve the right to change specifications without prior notice.

All information herein is copyright protected by Globestock Ltd 2022.



GSE150
GSE300-10

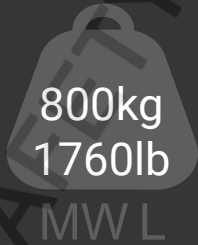


GSE300-25
GSE500

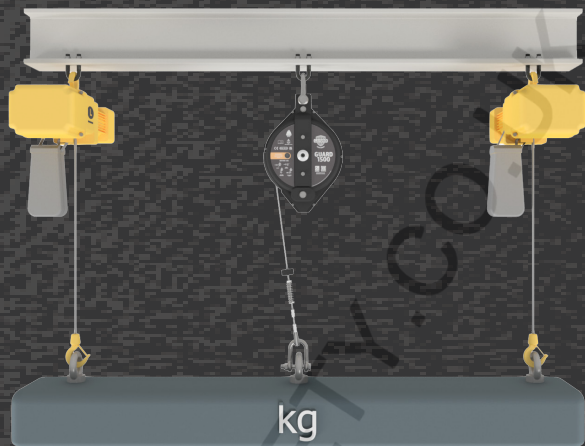


GSE800
GSE1000
GSE1500

Guard Range



- Maximum Working Load (MWL) options: 150 / 300 / 500 / 800 / 1000 / 1500 kg
- Rope lengths up to 25 m / 82 ft (see *table over-leaf*)
- Integrated shock absorption minimises damage
- Fall indicator lens for easy monitoring
- High grade galvanised or stainless steel options
- Rope automatically extends / retracts



The table below details the specifications for every product in the Guard load arrestor range.

Name	Product Code	Maximum Working Load		Rope Length		Rope & Shackle Material	Minimum Anchor Strength		Maximum Running Speed	
		kg	lb	m	ft		kN	lbf	m s ⁻¹	ft s ⁻¹
GUARD150	GSE150-14G	150	330	14	46	Galvanised Steel	7.4	1,663	1	3.280
	GSE150-14S	150	330	14	46	Stainless Steel	7.4	1,663	1	3.280
GUARD300	GSE300-10G	300	660	10	33	Galvanised Steel	14.1	3,169	0.7	2.297
	GSE300-10S	300	660	10	33	Stainless Steel	14.1	3,169	0.7	2.297
	GSE300-25G	300	660	25	82	Galvanised Steel	14.1	3,169	0.7	2.297
GUARD500	GSE300-25S	300	660	25	82	Stainless Steel	14.1	3,169	0.7	2.297
	GSE500-10S	500	1,100	10	33	Stainless Steel	20.6	4,631	0.7	2.297
	GSE500-24S	500	1,100	24	79	Stainless Steel	20.6	4,631	0.7	2.297
	GSE500-10G	500	1,100	10	33	Galvanised Steel	20.6	4,631	0.7	2.297
GUARD800	GSE500-24G	500	1,100	24	79	Galvanised Steel	20.6	4,631	0.7	2.297
	GSE800-10S	800	1,760	10	33	Stainless Steel	45.1	10,123	0.6	1.969
GUARD1000	GSE1000-10G	1000	2,200	10	33	Galvanised Steel	45.1	10,123	0.6	1.969
GUARD1500	GSE1500-10G	1500	3,300	10	33	Galvanised Steel	63.3	14,230	0.6	1.969

2006/42/EC

UK
CA



MADE IN
BRITAIN 

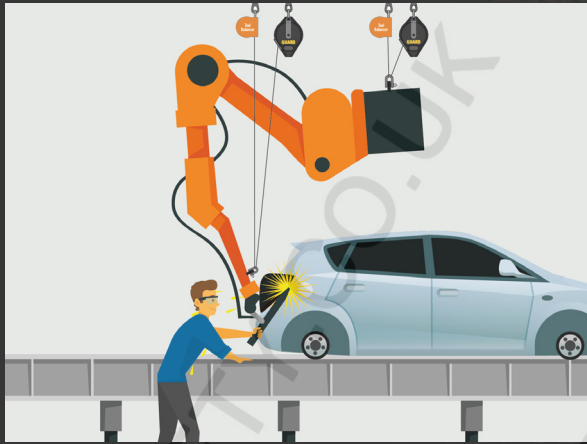
Case Studies



Automotive

Production lines cannot afford lengthy shutdown periods to repair fallen equipment. Major car manufacturers, such as Jaguar Land Rover, depend on **Guard Load Arrest** to protect key points in the production line; their engineers identified a risk of heavy equipment shutting-off during use, which could result in an uncontrolled fall to the workshop floor. Such a fall could cause severe production delays whilst the damage is repaired, not to mention risks to the operators who work near the equipment.

This is where Guard steps in. A Guard load arrestor positioned at the right spot can automatically catch falling equipment, stopping it hitting the floor. Even better, the Guard's cable automatically extends and retracts, following the movement of the load. This means the factory equipment can move unimpeded, whilst always having back-up protection. Perfect.



Case Studies

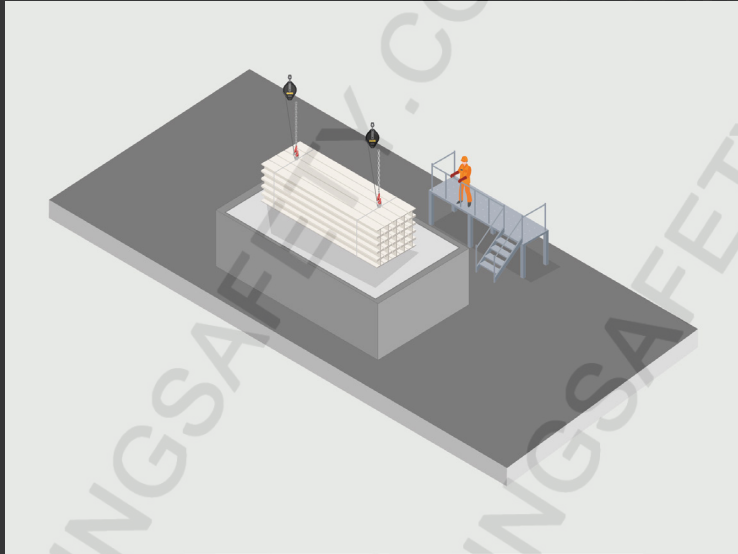


Galvanizing Plants

Materials being dropped during the dipping process could be a costly failure, not to mention the risk to any personnel who may be nearby. More and more, galvanizing plants are installing load arrestors alongside their primary lifting equipment, as a dependable safeguard against the material being dropped, in case of a failure of the primary system.

In this application, one (or more) Guards are fitted to a secure anchor point, above the dipping bath, with the Guard's end shackle fitted to the material's cradle. The Guard's cable automatically extends and retracts, like a fall arrester, following the movement of the load. This means the materials are always protected, even during raising/lowering, without the need for the Guard's cable to be routinely reattached - just leave it in place and let it do its work. A simple and cost-effective safeguard.

What's more, Guard load arrestors can be fitted with stainless steel cable and feature corrosion resistant components, helping them withstand the harsh environment within galvanizing plants.



Case Studies



Material Handling

When the materials you're lifting simply cannot be allowed to fall, installing a Guard load arrestor delivers a simple, cost-effective safeguard.

Guards are being used as a secondary back-up for critical pillar lifts that are used to move volatile radioactive material, within certain nuclear power plants in the UK. This is a prime example of where extreme safety is required; an ideal application for Guards. Quite simply, the Guard is anchored above the lifting area, with the cable's bottom connector secured to the load-bearing cradle. As the material is raised, the load arrestor's cable automatically retracts, maintaining a taught line at all times, following the movement. This allows the material to be moved without obstruction, whilst always having a robust safeguard in-play in case the primary lifting equipment fails.

For more complicated situations, it is possible to run the Guard's cable over a pulley. This increases the maximum working load of the Guard load arrestor, but also affects the activation speed of the device. If you're not sure what you need, get in touch and we will help find the right solution.



Case Studies



Industrial Doors

Has your risk assessment identified the risk of an industrial door falling during use? A failure in the door's primary operating system could result in an uncontrolled drop, thereby risking severe damage to any equipment or, more critically, people below. The older the door, the higher the risk. A large number of our customers have used Guard load arrestors as a cost effective, easy way of managing this risk, avoiding the expense in replacing the entire door / lifting mechanism. Simply install one (or more) load arrestors above the door, and attach the end of the Guard's cable to the door itself. Should the shutter fall, the Guard will catch the falling door, preventing potentially catastrophic damage.

Guard load arrestors are ideal for this type of application, because the cable automatically extends and retracts, following the movement of the door.

One important consideration, when utilising Guard's is this way, is the activation speed of the Guard. If the door lowers at a faster rate than the Guard's activation speed (0.6m per second), then the load arrestor would activate when not needed, which would be problematic. Therefore, make sure you carefully establish the door's operating speed beforehand.



Case Studies

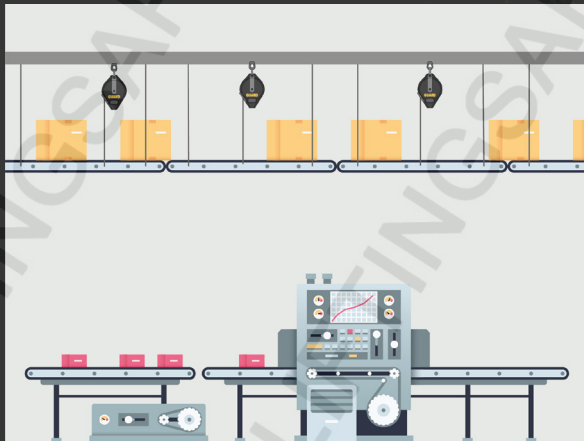


Food Production

Guard load arrestors can be fitted with stainless steel cable and fittings, making them suitable for a range of industrial applications, including food production.

A Guard load arrestor anchored at the right spot in your production line can automatically catch falling equipment, stopping it hitting the floor or workers. Even better, the Guard's cable automatically extends and retracts, following the movement of the load. This means the factory equipment can move unimpeded, whilst always having back-up protection should the primary device fail. That said, Guards work just as well when safeguarding static loads too.

If you're not sure about how to deploy a Guard load arrestor, then get in touch and we will help find the right solution.



Case Studies



Tool Balancers

If the tool balancer fails, would there be risk of injury or damage to the equipment? Some tool balancers include a safety back-up, but what happens if the line itself is severed? We are increasingly finding that risk assessments dictate the need for an extra safeguard for tool balancer installations.

Guard load arrestors can be the perfect solution; the Guard's cable automatically extends and retracts, allowing the equipment to move freely whilst always been connected to load arrest. It's a simple solution - just anchor the Guard above the equipment to be protected and attach the cable's end to the equipment itself. Should it fall, the Guard will quickly and safely catch the falling gear, thereby preventing damage and potential injury. It's a straight-forward and cost-effective safeguard.

On consideration, when deploying Guard load arrestors in this way, is the activation speed of the Guard. If the activation speed (0.6m per second) is exceeded during general operation then the Guard's brake will still activate, even if the equipment hasn't fallen. It's therefore important to carefully consider this. If you need any assistance at all then please get in touch; we will help you find the right solution.



Case Studies


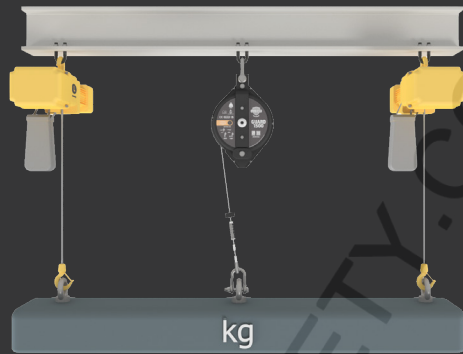


Chain Hoists

Two independent safety solutions are often necessary when installing electric chain hoists / motors. Whether a hoists' incorporated secondary brake provides the necessary level of safety comes down to your risk assessment, but we're finding more and more that installers are deploying Guard units alongside motors to provide a separate load securing device, should the primary system fail.

Chain hoists / motors generally feature a safety brake that kicks-in if the primary brake fails. But what's the back-up if the motor's chain or anchor point breaks?

There are a few options available, one of which is to simply attach a fixed steel cable as a secondary safety solution. This would be extremely safe. However, increasingly users are abandoning this method due to the large cost of sending a rigger to detach and refix every time it is needed. Guard load arrestors are an alternative cost-effective option which overcomes this problem by providing a steel cable that automatically extends and retracts, following the movement of the load, without having to be detached.





+44 (0) 1691 671 675 | hello@guardloadarrest.com | www.guardloadarrest.com