



LIFTINGSAFETY

SELBY ENGINEERING AND LIFTING SAFETY LTD

Tel: +44 (0) 1977 684 600 Email: sales@liftingsafety.co.uk

LIFTING EQUIPMENT AND HEIGHT SAFETY SPECIALISTS

SS11 Tiger Subsea Lever Hoist



Main Features

- Range from 800kg – 10000kg
- *NEW* Twin Cam shaped pawl design
- Proven track record
- Double switch brake mechanism
- Marine specific friction discs
- Meets and exceeds IMCA DO28 Rev 1 guidance notes for offshore lever hoists
- Light load protection at 2% of the rated capacity
- Anti-corrosive protection to ensure reliable long term use
- *NEW* external corrosion protection
- Adaptable to use both inverted and horizontally
- Brake chamber protection from outside contamination
- High performance premium grease
- Stainless steel fixings and fasteners
- -50°C to +50°C Operating temperature range
- *NEW* adjustable chain end anchorage





Tiger SS11 Subsea Lever Hoist

The SS11 has been designed and developed over a number of years for use primarily in the Subsea environment. The design and anti-corrosion features incorporated in the SS11 hoist range give it significant safety advantages over standard lever hoists, making the hoist the ideal tool for all Marine and extreme applications.

Developed initially with the goal of giving key stakeholders within the Oil and Gas Industry a hoist that could be certified for safe use Subsea whilst meeting all the requirements of IMCA DO28 Rev. 1 "Guidance notes for offshore lever hoists" the SS11 meets and exceeds these requirements, as well as conforming to standards such as BS EN 13157:2004 and ASME B30.21-2005.

With over 50 years of professional manufacturing experience Tiger's commitment to innovation and customer satisfaction mean we will continue to develop and improve our products by communicating and working with our customers. The SS11 range of Subsea lever hoists is evidence of this practice.

Double Brake:

The SS11 comes with a unique dual brake mechanism that automatically engages when the lever hoist feels the slightest resistance on the bottom hook. This key feature means that the SS11 will raise, hold and lower the lightest of loads without slipping. The two stage process protects against accidental light load failures by putting the hoist into neutral whilst under load.

Light Load Protection:

The unique brake system designed for the SS11 guarantees a light load protection at 2% of the rated capacity.

Cam Type Brake Pawls:

This latest development in brake efficiency guarantees permanent engagement of at least one of the twin reciprocating cam pawls fitted to the SS11, ensuring the pawl only just clears the ratchet wheel, with the minimum of clearance as required under BS 4898:1973. But most importantly, in the unlikely event of a pawl spring failure, this new design will ensure the brake is still fully functional and the load is sustained without damage to the mechanism.

Anti-Corrosion Protection:

Critical internal components are protected by our OCP (Organic Compound Protection) finish giving unprecedented long term reliability. OCP has been proven to be effective through 1000 hours of the ASTM B117 Salt Spray Test. The SS11 is NOW externally finished with our own anti-corrosion finish giving the SS11 body over 1000 hours of protection under the same test criteria, whilst maintaining a high degree of impact protection.



Marine Friction Discs:

Developed and designed for Subsea use creating a highly efficient, reliable braking surface for use in the most extreme conditions.

Brake Chamber Protection:

Precisely engineered side plates and components are protected by a full gasket giving the SS11 brake chamber and contents maximum protection from external contamination.

Chain Guide:

Specifically designed to guide the load chain safely onto or off the load sheave without snagging or jamming, the fluted chain stripper allows the safe use of the SS11 when used in any orientation.

Load Protection:

Security of the load is achieved by full engagement of the heavy duty spring latch into the recessed nose of the hook safeguarding the load when side loading of the latch occurs.

High Performance Premium Grease:

Load carrying ability, mechanical stability, corrosion protection, water resistance and increased operating temperature ranges are all improved by the using only the very best lubricant.

Overload protection:

Designed for maximum safety, comfort, efficiency and ease of use, the operator friendly Hammerhead handle prevents the use of unauthorised extension bars overloading the SS11

Hooks:

Drop forged and heat treated alloy hooks are furnished with heavy duty latch kits that fully engage into the nose of the hook offering maximum load security. The swivel hooks are attached to the yoke using high grade nuts & bolts allowing for complete inspection during any statutory inspection or written scheme maintenance. Recessed forgings offer full protection to the load chain anchor bolts on all our bottom hooks.

Chain end anchorage:

Tiger have incorporated the ultimate safeguarding of a single point failure mode as described in IMCA DO28 Rev. 1 Note 7.2 by installing a new specially designed adjustable chain end stop profiled to fit the contours of the hoist body. This offers complete assurance to the operator, whilst maintaining the flexibility of "freewheeling" the chain to any required starting position.



Performance:

The SS11 lever hoist has undergone a full test program that includes:

Type Testing

- Ultimate strength test, at least 4 times the Working load limit (WLL)
- Chain end anchorage test, passing at least 4 times the WLL without any restriction of the brake or gears

Test on every hoist

- Proof loading at 1.5 times the rated capacity
- Light load testing at maximum of 2% rated capacity

Salt Spray – Submersion Test Programme:

The SS11 range of hoists has successfully been type tested to over 700 hours continuous exposure to an industry generated test programme that was specifically drawn up and agreed upon by a group of independent professionals incorporating ASTM B117 environmental conditions. This programme included over 50 individual load tests on the same hoist of varying weights at various timescales, to fully challenge the SS11.





LIFTING SAFETY

SELBY ENGINEERING AND LIFTING SAFETY LTD

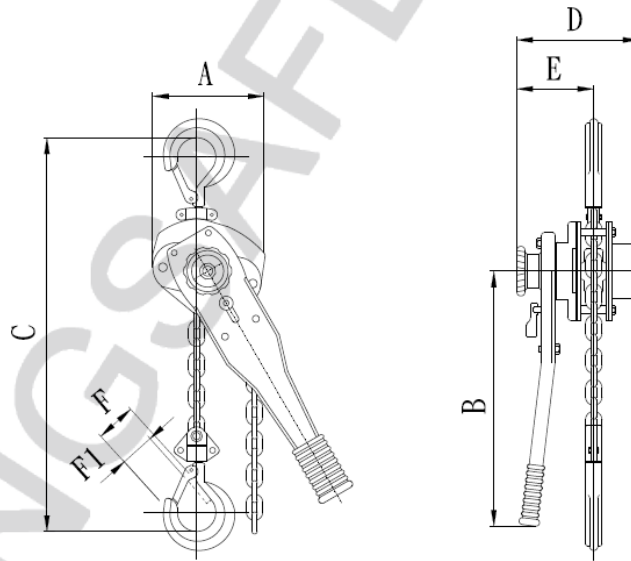
Tel: +44 (0) 1977 684 600 Email: sales@liftingsafety.co.uk

LIFTING EQUIPMENT AND HEIGHT SAFETY SPECIALISTS

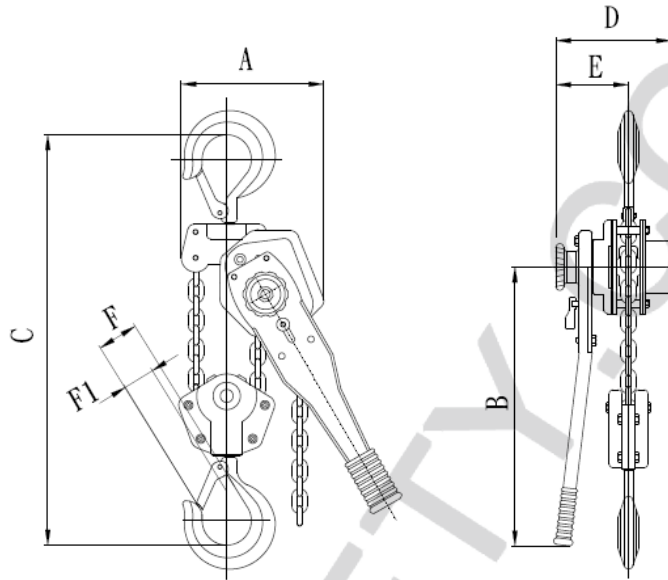
Technical Data

Product Code	Capacity (tonne)	Effort (kg)	Effort (kg) with ext'n handle	Dimensions (mm)							Load Chain		Standard HOL (m)	Mass Kg @ std HOL
				A	B	C	D	E	F	F1	Diameter (mm)	No. of falls		
SS-0080	0.8	23		128	240	275	158	99	30	26	∅6.3	1	3	8.52
SS-0150	1.5	26		154	360	320	172	104	38	34	∅7.1	1	3	11.85
SS-0300	3.0	38	22	182	360	400	195	108	43	38	∅10.0	1	3	21.3
SS-0600	6.0	40	23.5	242	360	570	195	108	57	52	∅10.0	2	3	34.6
SS-1000	10.0	47	27.5	370	360	630	195	108	71	56	∅10.0	3	3	45.9

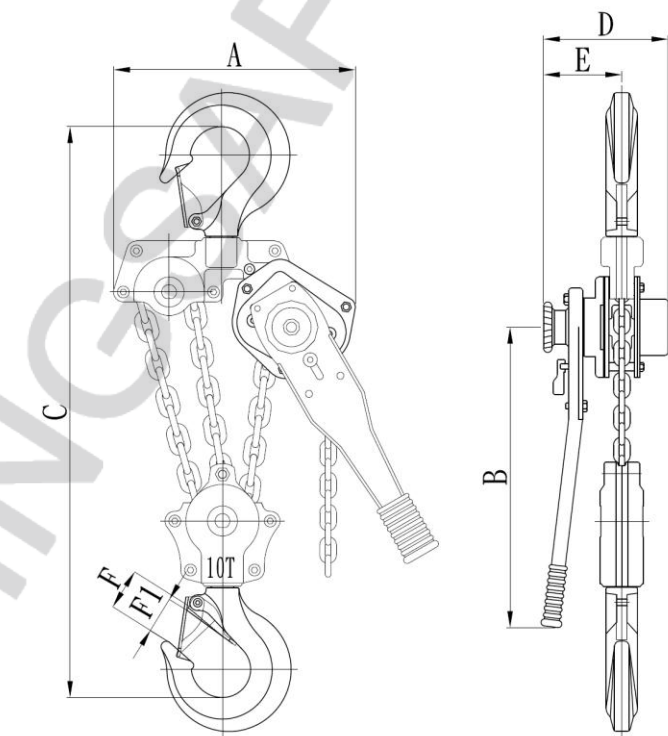
Technical Drawings



0.8t and 3.0t



6.0t



10.0t