

# McKissick® Tilt-Up Wall Blocks

**SELBY ENGINEERING & LIFTING SAFETY LTD.**  
 Lifting Equipment and Height Safety Specialists  
 www.liftingsafety.co.uk sales@liftingsafety.co.uk  
 Tel: +44 (0) 1977 684 600 Fax: +44 (0) 1977 685 300

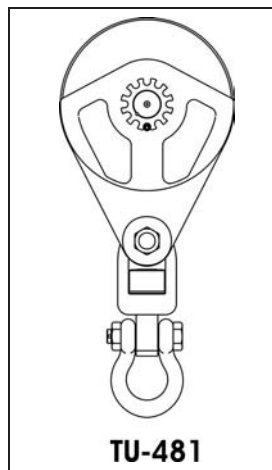
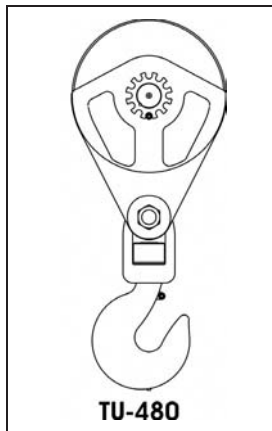
**SEE APPLICATION AND WARNING INFORMATION**  
 Para Español: www.thecrosbygroup.com On Pages 342-349

## TU-480 SERIES BLOCKS



## High Capacity Snatch Blocks for Tilt-Up Wall Construction

- **Wide Range of Sizes Available:**
  - 30 and 60 Ton Capacity
  - 1" to 2-1/4" Wire Line Size
  - 16" to 24" Sheave Diameter
  - Larger Capacity Blocks available.
- **Multiple Configurations Available:**
  - Swivel Hook
  - Swivel Shackle
  - Tailboard
  - Upset Shackle
  - Fixed Shackle
- **McKissick Roll-Forged Sheaves:**
  - Flame Hardened Grooves
  - 30 Ton furnished with Roller Bearings
  - 60 Ton furnished with Tapered Roller Bearings with seals.
- All sizes are **RFID EQUIPPED.**



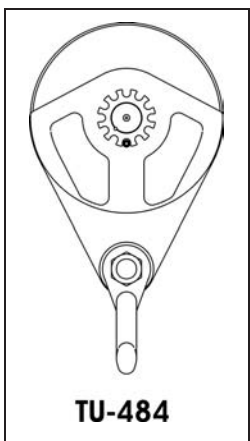
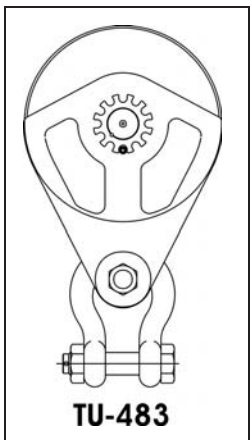
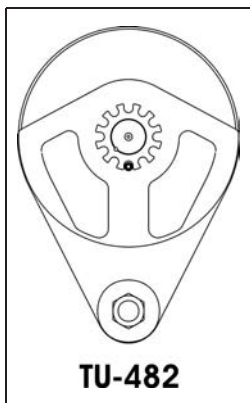
### TU-480 & TU-481

Working Load Limit (Tons)*	Sheave Diameter (in.)	Wire Line Size (in.)	With Swivel Hook		With Swivel Shackle	
			TU-480 Stock No.	TU-480 Weight Each (lbs.)	TU-481 Stock No.	TU-481 Weight Each (lbs.)
30	16"	1"	2108300	225	2108303	235
30	16"	1-1/8"	2108312	225	2108315	235
30	16"	1-1/4"	2108324	225	2108327	235
30	16"	1-3/8"	2108336	225	2108339	235
30	16"	1-1/2"	2108348	225	2108351	235
30	20"	1"	2108360	240	2108363	250
30	20"	1-1/8"	2108372	240	2108375	250
30	20"	1-1/4"	2108384	240	2108387	250
30	20"	1-3/8"	2108396	240	2108399	250
30	20"	1-1/2"	2108408	240	2108411	250
60	18"	1"	2108420	390	2108423	390
60	18"	1-1/8"	2108435	390	2108438	390
60	18"	1-1/4"	2108450	390	2108453	390
60	18"	1-3/8"	2108465	390	2108468	390
60	18"	1-1/2"	2108480	390	2108483	390
60	24"	1"	2108495	450	2108498	450
60	24"	1-1/8"	2108510	450	2108513	450
60	24"	1-1/4"	2108525	450	2108528	450
60	24"	1-3/8"	2108540	450	2108543	450
60	24"	1-1/2"	2108555	450	2108558	450
60	24"	1-5/8"	2108570	450	2108573	450
60	24"	1-3/4"	2108585	450	2108588	450
60	24"	1-7/8"	2108600	450	2108603	450
60	24"	2"	2108615	450	2108618	450
60	24"	2-1/4"	2108630	450	2108633	450

\* Ultimate Load is 4 times the Working Load Limit.

# McKissick® Tilt-Up Wall Blocks

## TU-480 SERIES BLOCKS



## High Capacity Snatch Blocks for Tilt-Up Wall Construction



### TU-482, TU-483 & TU-484

- All sizes are RFID EQUIPPED.

Working Load Limit (Tons)*	Sheave Diameter (in.)	Wire Line Size (in.)	Tailboard Style		With Upset Shackle		With Fixed Shackle	
			TU-482 Stock No.	TU-482 Weight Each (lbs.)	TU-483 Stock No.	TU-483 Weight Each (lbs.)	TU-484 Stock No.	TU-484 Weight Each (lbs.)
30	16"	1"	2108306	140	2108309	180	2108645	160
30	16"	1-1/8"	2108318	140	2108321	180	2108648	160
30	16"	1-1/4"	2108330	140	2108333	180	2108651	160
30	16"	1-3/8"	2108342	140	2108345	180	2108654	160
30	16"	1-1/2"	2108354	140	2108357	180	2108657	160
30	20"	1"	2108366	155	2108369	195	2108660	175
30	20"	1-1/8"	2108378	155	2108381	195	2108663	175
30	20"	1-1/4"	2108390	155	2108393	195	2108666	175
30	20"	1-3/8"	2108402	155	2108405	195	2108669	175
30	20"	1-1/2"	2108414	155	2108417	195	2108672	175
60	18"	1"	2108426	230	2108429	340	2108432	290
60	18"	1-1/8"	2108441	230	2108444	340	2108447	290
60	18"	1-1/4"	2108456	230	2108459	340	2108462	290
60	18"	1-3/8"	2108471	230	2108474	340	2108477	290
60	18"	1-1/2"	2108486	230	2108489	340	2108492	290
60	24"	1"	2108501	290	2108504	400	2108507	350
60	24"	1-1/8"	2108516	290	2108519	400	2108522	350
60	24"	1-1/4"	2108531	290	2108534	400	2108537	350
60	24"	1-3/8"	2108546	290	2108549	400	2108552	350
60	24"	1-1/2"	2108561	290	2108564	400	2108567	350
60	24"	1-5/8"	2108576	290	2108579	400	2108582	350
60	24"	1-3/4"	2108591	290	2108594	400	2108597	350
60	24"	1-7/8"	2108606	290	2108609	400	2108612	350
60	24"	2"	2108621	290	2108624	400	2108627	350
60	24"	2-1/4"	2108636	290	2108639	400	2108642	350

\* Ultimate Load is 4 times the Working Load Limit.