


**technical
data sheet**

**FALL ARREST EQUIPMENT
Lanyard with energy absorber**

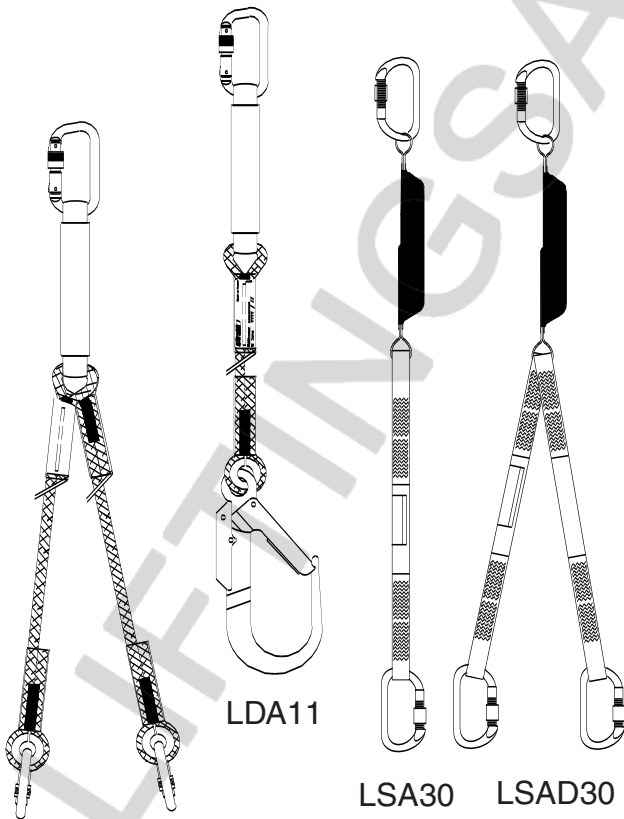
ref. : **T-2116 GB**
 rev. n° : **00**
 date : **08/2001**
 page : **1/2**



LCAR12

LCAD12

LCA12



LDAD11

LDA11

LSA30

LSAD30

Function

Lanyard with a energy absorber used as a connecting element between a fixed or mobile anchorage point and the attachment point on the harness.

The energy absorber safely stops a fall from a height. Without a shock absorber a free fall of more than 50 cm can cause serious injuries.

Description and principle

The lanyard is made of :

- stranded polyamide rope, diameter 12 mm
- polyamide rope with braided sheath, diameter 11 mm
- polyester webbing, width 27 mm

Webbing is the most economical but may get cut on sharp corners. Stranded rope offers good value for money. For applications on building sites, rope with braided sheath offers considerably greater durability and good resistance to moisture.

Two lengths of lanyard are available: 1.5 m and 2 m, and the LCAR model has an integral device for adjusting its length. The choice of the length depends on the application but the height of fall increases the length of the lanyard required.

A single lanyard (one strand) is used when the user attaches it to a fixed or mobile anchorage point (figure 1). A fork lanyard must be used when the user moves from one anchor to another on the structure (figure 2).

The energy absorber is the type in which the textile weft tears . It limits the shock to which the user is subjected in the event of a fall to less than 5 KN and will stop a 4 m free fall.

The connectors are either steel (for budget models) or light alloy. Models with a safety catch are preferable: either automatic locking or double locking snap hook. Connectors with a small opening are used for anchoring on rings, and connectors with a large opening for anchoring on structures or on scaffolding.

**technical
data sheet**

**FALL ARREST EQUIPMENT
Lanyard with energy absorber**

ref. : **T-2116 GB**
 rev. n° : **00**
 date : **08/2001**
 page : **2/2**

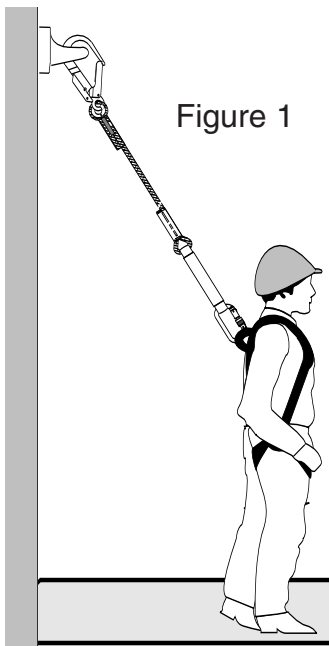


Figure 1




Figure 2

LANYARDS

Designation	Weight 1,5m	Weight 2m
LCA12	380g	440g
LCAD12	540g	640g
LCAR12	440g	500g
LSA30	360g	380g
LSAD30	400g	470g
LDA11	280g	320g
LDAD11	390g	480g

CONNECTORS

Designation	Weight (g)
M10	170
M11	160
M15	75
M41	225
M51	455
M52	245
M53	520

Models

- LCA12- 1,5 / 2 rope lanyard diam 12 mm length 1.5 or 2 m
- LCAR12- 1,5 / 2 rope lanyard diam 12 mm length 1.5 or 2 m
- LCAD12- 1,5 / 2 twin rope lanyard diam 12 mm length 1.5 or 2 m
- LSA30- 1,5 / 2 webbing lanyard width 27 mm length 1.5 or 2 m
- LSAD30- 1,5 / 2 twin webbing lanyard width 27 mm length 1.5 or 2 m
- LDA11- 1,5 / 2 braided sheath rope lanyard diam 11 mm length 1.5 or 2 m
- LDAD11- 1,5 / 2 twin braided sheath rope lanyard diam 11 mm length 1.5 or 2 m

Connector with small opening (18 to 20 mm)

- M10 steel screw gate carabiner
- M11 steel twistlock carabiner
- M15 light alloy twistlock carabiner
- M41 steel double locking snap hook connector

Connector with large opening (60 mm)

- M51 light alloy double locking snap hook connector
- M52 light alloy automatic locking connector
- M53 steel double locking snap hook connector

Technical specification

Complies with standard EN 353-2
 CE type examination certificate issued by APAVE

Permissible attachments

- Anchorage device EN 795
- Connector EN 362
- Harness EN 361