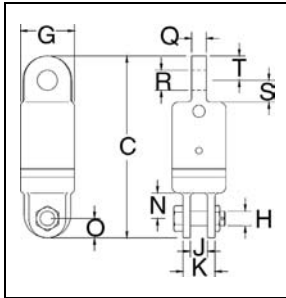


Crosby® Swivels

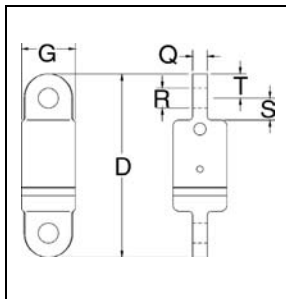
S-4 Eye & Jaw



Swivel No.	S-4 Stock No.	Working Load Limit (t)*	Wire Rope Size (in.)	Weight Each (lbs.)	Dimensions (in.)										
					C	G	H	J	K	N	O	Q	R	S	T
3-S-4	297048	3	1/2	9.00	9.34	2.75	.75	.88	1.62	1.31	1.00	.75	1.03	1.12	1.25
5-S-4	297244	5	5/8	12.33	10.06	3.00	.88	1.00	2.25	1.62	1.12	1.00	1.28	1.25	1.25
8-S-4	297440	8-1/2	3/4	29.00	12.25	4.00	1.00	1.56	2.81	2.12	1.38	1.25	1.41	1.62	1.50
10-S-4	297645	10	7/8	44.00	16.12	4.50	1.50	1.75	3.38	3.50	1.75	1.69	1.69	2.75	1.88
15-S-4	297841	15	1	61.00	16.75	5.00	1.50	1.75	3.38	3.50	1.75	1.94	2.03	2.75	2.12
25-S-4	298145	25	-	135.00	21.50	6.00	2.00	2.00	4.62	3.69	2.38	2.25	2.31	3.88	2.38
35-S-4	298243	35	-	150.00	21.50	6.50	2.00	2.00	4.62	3.69	2.38	2.25	2.31	3.88	2.38
45-S-4	298341	45	-	225.00	25.88	7.00	2.25	2.50	5.00	4.00	3.00	2.50	2.53	4.00	3.00

* Individually Proof Tested to 2 times the Working Load Limit. Ultimate Load is 5 times the Working Load Limit.

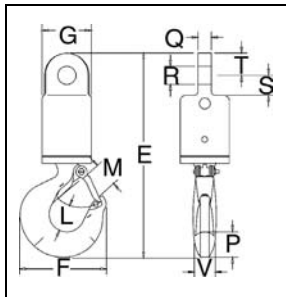
S-5 Eye & Eye



Swivel No.	S-5 Stock No.	Working Load Limit (t)*	Wire Rope Size (in.)	Weight Each (lbs.)	Dimensions (in.)					
					D	G	Q	R	S	T
3-S-5	297057	3	1/2	8.50	9.41	2.75	.75	1.03	1.12	1.25
5-S-5	297253	5	5/8	11.30	9.81	3.00	1.00	1.28	1.25	1.25
8-S-5	297459	8-1/2	3/4	29.25	11.88	4.00	1.25	1.41	1.62	1.50
10-S-5	297654	10	7/8	42.00	15.50	4.50	1.69	1.69	2.75	1.88
15-S-5	297850	15	1	49.00	16.38	5.00	1.94	2.03	2.75	2.12
25-S-5	298154	25	-	130.00	22.25	6.00	2.25	2.31	3.88	2.38
35-S-5	298252	35	-	145.00	22.25	6.50	2.25	2.31	3.88	2.38
45-S-5	298350	45	-	215.00	26.50	7.00	2.50	2.53	4.00	3.00

* Individually Proof Tested to 2 times the Working Load Limit. Ultimate Load is 5 times the Working Load Limit.

S-6 Eye & Hook



Swivel No.	S-6 Stock No.	Working Load Limit (t)*	Wire Rope Size (in.)	Weight Each (lbs.)	Dimensions (in.)										
					E	F	G	L	M	P	Q	R	S	T	V
3-S-6	297066	3	1/2	9.32	11.50	4.84	2.75	1.53	1.41	1.44	.75	1.03	1.12	1.25	1.12
5-S-6	297262	5	5/8	14.24	13.09	6.28	3.00	1.94	1.69	1.81	1.00	1.28	1.25	1.25	1.44
8-S-6	297468	8-1/2	3/4	32.00	16.07	7.54	4.00	2.46	2.22	2.25	1.25	1.41	1.62	1.50	1.62
10-S-6	297663	10	7/8	45.50	19.12	8.34	4.50	2.59	2.41	2.59	1.69	1.69	2.75	1.88	1.94
15-S-6	297869	15	1	63.00	21.24	10.34	5.00	2.81	3.19	3.00	1.94	2.03	2.75	2.12	2.38
25-S-6	298163	25	-	135.00	27.53	13.62	6.00	3.44	3.62	3.66	2.25	2.31	3.88	2.38	3.00
35-S-6	298261	35	-	215.00	30.69	14.06	6.50	3.88	3.75	4.56	2.25	2.31	3.88	2.38	3.19
45-S-6	298369	45	-	270.00	35.69	15.44	7.00	4.75	4.25	5.06	2.50	2.53	4.00	3.00	3.25

* Individually Proof Tested to 2 times the Working Load Limit. Ultimate Load is 5 times the Working Load Limit.



SELBY ENGINEERING & LIFTING SAFETY LTD.

Lifting Equipment and Height Safety Specialists

www.liftingsafety.co.uk sales@liftingsafety.co.uk

Tel: +44 (0) 1977 684 600 Fax: +44 (0) 1977 685 300