

Crosby® Angular Contact Bearing Swivels

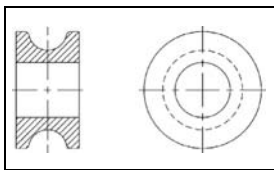
QUIC-CHECK®



ANGULAR CONTACT BEARING SWIVELS



- Wide range of product available.
 - Capacity: 0.45 through 35 tons
 - Wire Rope Sizes: 1/8" through 1-1/2"
- Individually Proof Tested to 2 times the Working Load Limit with certification.
- Design Factor of 5 to 1.
- Entire swivel is Zinc plated to resist corrosion.
- Angular contact bearings maximize efficiency, reliability and service life of swivel and extend the life of the wire rope.
- Designed for high rotation speed: Lower torque required to initiate rotation.
- Hook models utilize genuine Crosby hooks which are forged alloy steel, Quenched and Tempered and contain patented QUIC-CHECK® markings.
- Each swivel, 8.5 tons and larger is furnished with a pressure lubrication fitting.

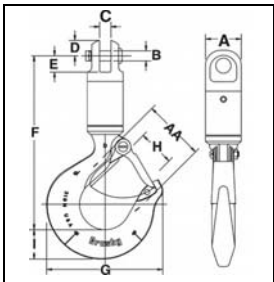


AS-20 Thimble Insert

- When terminating with wire rope clips, we recommend the use of the Thimble Insert. The result will be extended wire rope life.
- Allows standard swivel to be used in application requiring a thimble fitting.
- For use with our Bullet Style (AS-7) and Jaw Style (AS-1, AS-2, AS-3 & AS-4) swivels.
- Machined from carbon steel. Zinc plated.

Wire Rope Size (in.)	AS-20 Stock No.
1/2	1038200
5/8	1038209
3/4	1038218
7/8 - 1	1038227
1-1/8 - 1-1/4	1038236
1-1/2	1038245

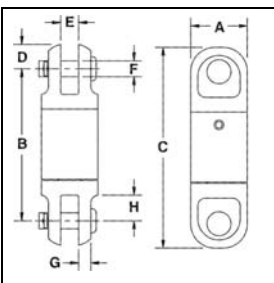
AS-1 Jaw & Hook



AS-1 JAW & HOOK				Dimensions (in.)										Deformation Indicator AA	Replacement Latch Kit Stock No.
Working Load Limit (Tons)*	Wire Line Size (in.)	AS-1 Stock No.	Weight Each (lbs.)	A	B	C	D	E	F	G	H	I			
.45	1/8	1016001	.7	.88	.25	.25	.38	.41	4.32	2.86	.93	.73	1.50	1096325	
.75	1/4	1016010	1.5	1.31	.38	.31	.44	.56	5.44	3.16	.97	.84	1.50	1096374	
1.5	3/8	1016025	2.3	1.63	.50	.50	.69	.78	6.35	4.00	1.16	1.14	1.50	1096374	
3.0	1/2	1016026	6.5	2.00	.75	.75	.94	1.19	8.69	4.84	1.41	1.44	2.50	1096374	
5.0	5/8	1016040	12.9	2.50	.88	1.00	1.13	1.53	10.71	6.28	1.69	1.82	3.00	1096562	
8.5	3/4	1016045	26.4	3.00	1.19	1.56	1.34	2.09	13.65	8.34	2.41	2.60	4.00	1096657	
10	7/8	1016056	53.0	4.00	1.50	1.75	1.75	3.50	17.95	10.34	3.19	3.00	5.00	1096704	
15	1	1016064	53.0	4.00	1.50	1.75	1.75	3.50	17.95	10.34	3.19	3.00	5.00	1096704	
25	1-1/4	1016075	97.0	5.00	2.00	2.00	2.38	3.69	20.88	13.62	3.25	3.62	6.50	1090161	
35	1-1/2	1016082	140.0	5.00	2.00	2.00	2.38	3.69	24.00	14.06	3.00	4.56	7.00	1090189	

* Ultimate Load is 5 times the Working Load Limit.
Individually Proof Tested to 2 times the Working Load Limit.

AS-2 Jaw & Jaw



AS-2 JAW & JAW				Dimensions (in.)							
Working Load Limit (Tons)*	Wire Line Size (in.)	AS-2 Stock No.	Weight Each (lbs.)	A	B	C	D	E	F	G	H
.45	1/8	1016103	.4	.88	2.38	3.13	.38	.25	.25	.19	.41
.75	1/4	1016114	.9	1.31	3.56	4.44	.44	.31	.38	.22	.56
1.5	3/8	1016122	2.0	1.63	4.06	5.44	.69	.50	.50	.28	.78
3.0	1/2	1016131	4.9	2.00	6.25	8.13	.94	.75	.75	.38	1.19
5.0	5/8	1016139	9.6	2.50	7.75	10.63	1.13	1.00	.88	.53	1.53
8.5	3/4	1016148	15.8	3.00	9.63	12.31	1.34	1.56	1.19	.56	2.09
10	7/8	1016157	40.0	4.00	14.00	17.50	1.75	1.75	1.50	.81	3.50
15	1	1016166	40.0	4.00	14.00	17.50	1.75	1.75	1.50	.81	3.50
25	1-1/4	1016175	78.0	5.00	15.94	20.69	2.38	2.00	2.00	1.13	3.69
35	1-1/2	1016184	78.0	5.00	15.94	20.69	2.38	2.00	2.00	1.13	3.69

* Ultimate Load is 5 times the Working Load Limit.
Individually Proof Tested to 2 times the Working Load Limit.

SELBY ENGINEERING & LIFTING SAFETY LTD.
 Lifting Equipment and Height Safety Specialists
 www.liftingsafety.co.uk sales@liftingsafety.co.uk
 Tel: +44 (0) 1977 684 600 Fax: +44 (0) 1977 685 300