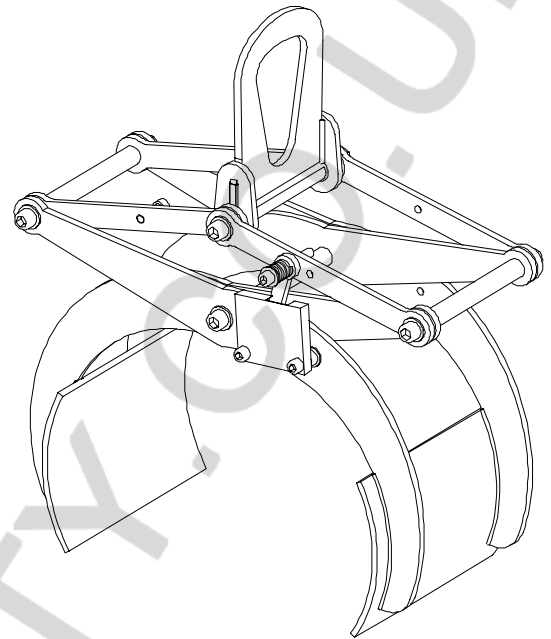
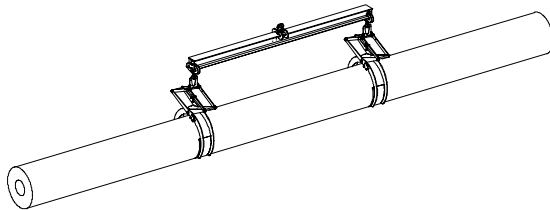
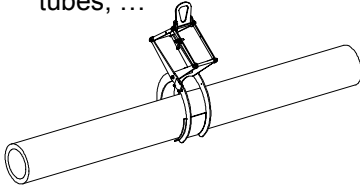


**Applications**

Transport and/ or laying in trenches of pipes, bars, tubes, ...



**Description**

TIS: this model is fitted with an automatic locking in the open position in order to lay pipes without any manual operation on the clamp.

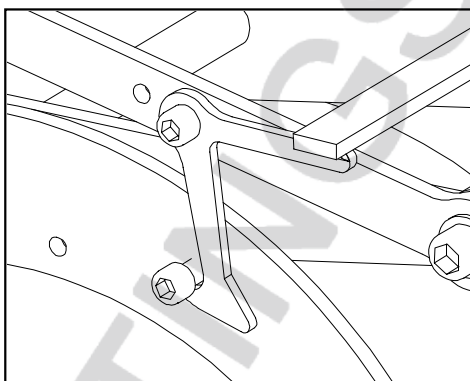
TIA: this model is fitted with an automatic device which permits lifting and laying pipes without any manual operation on the clamp.

Clamping is proportional to the load to minimize the risk of damage.

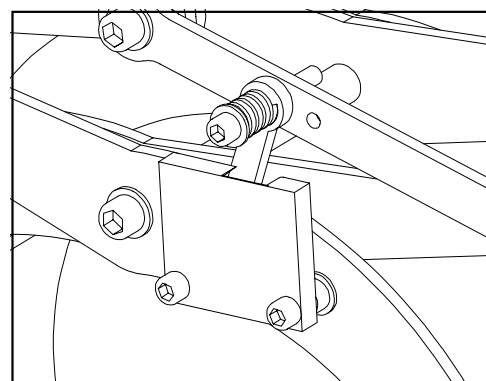
**Functioning**

TIS: lay the clamp in its open position onto the pipe. To perform lifting, activate the lever and hold it up whilst starting off the lift. When laying down, the clamp automatically locks itself open.

TIA: lay the clamp in its open position onto the pipe and activate the lifting means. The load is automatically lifted. When laying down, it is necessary to bring completely down the grab until the locking system is activated. The clamp is then locked open.



**lever detail**



**automatic device detail**

**Particular instructions**

- Vertical traction only.
- Check the load is horizontally level when lifting with a single clamp.
- Use in pairs with a lifting beam recommended for long pipes.
- Working temperature: -20 to +100°C.

**technical sheet**

**TI**

**clamps for lifting and laying in trenches horizontal pipes**

ref. : **T 6007 GB**  
 rev. : **1**  
 date : **Jun. 03**  
 page : **2/ 2**

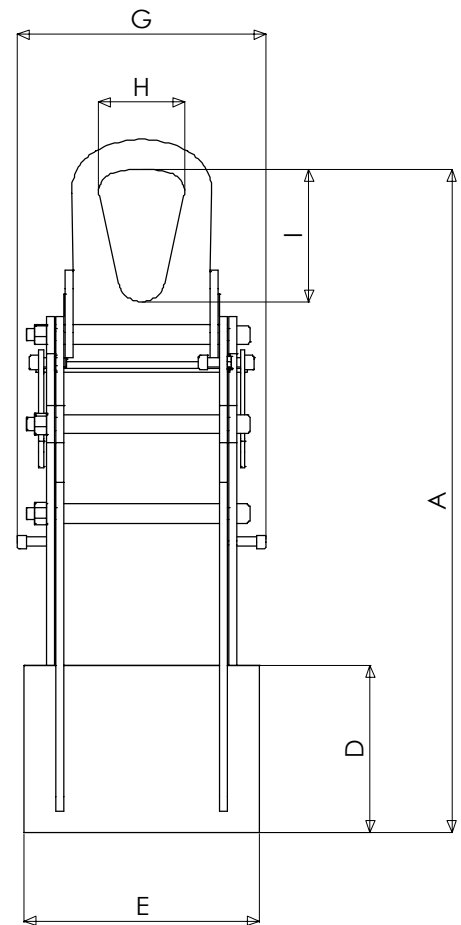
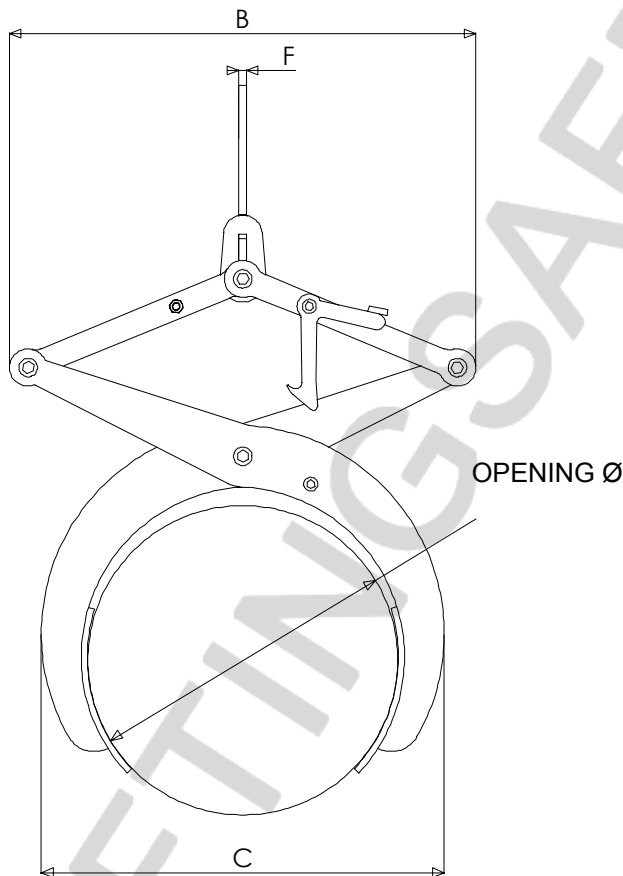
**General characteristics**

- No load bearing welds.
- Hot epoxy coating.
- Safety factor : 4 in accordance with the European Materials Handling Federation (1998 FEM 3<sup>rd</sup> edition) ; working group A5 and lifting speed 60 m/ mn.

**Dimensional characteristics**

Ref.	Group code	WLL kg	Opening		A		B		C		D	E	F	G	H	I	Weight kg
			min	max	min	max	min	max	min	max							
TIS05 230-400	50938	500	230	400	680	1047	498	640	371	625	220	300	10	318	110	170	30
TIA05 230-400	50948	500	230	400	680	1047	498	640	371	625	220	300	10	318	110	170	30
TIS05 380-650	50958	500	380	650	900	1440	765	950	562	932	343	300	10	318	110	170	48
TIA05 380-650	50968	500	380	650	900	1440	765	950	562	932	343	300	10	318	110	170	48
TIS1 450-900	50978	1 000	450	900	1085	1870	930	1212	720	1271	465	300	10	318	110	170	77
TIA1 450-900	50988	1 000	450	900	1085	1870	930	1212	720	1271	465	300	10	318	110	170	77

Dimensions in mm



**Options on request**

- Rubber coating on the pads.