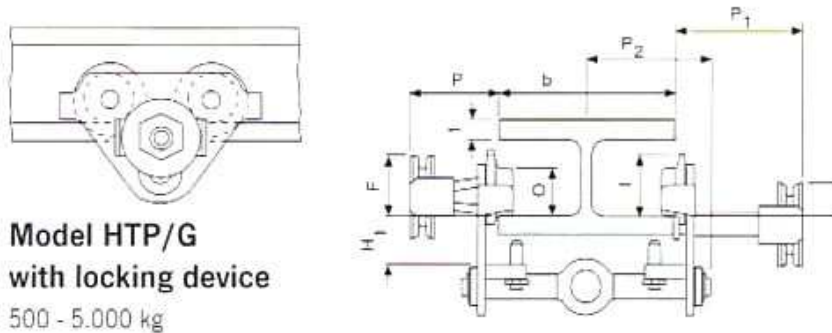


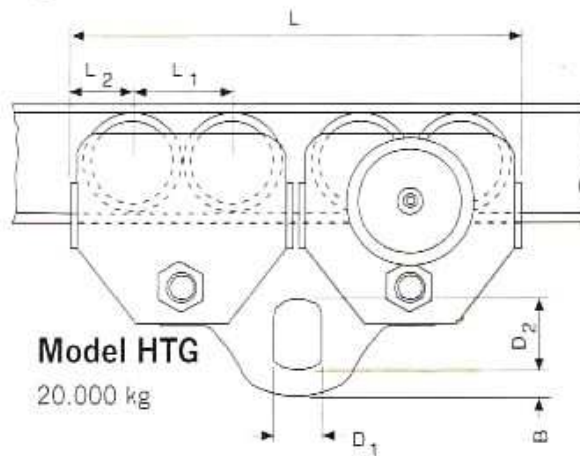


Dimensions for Yale HTP/G in mm



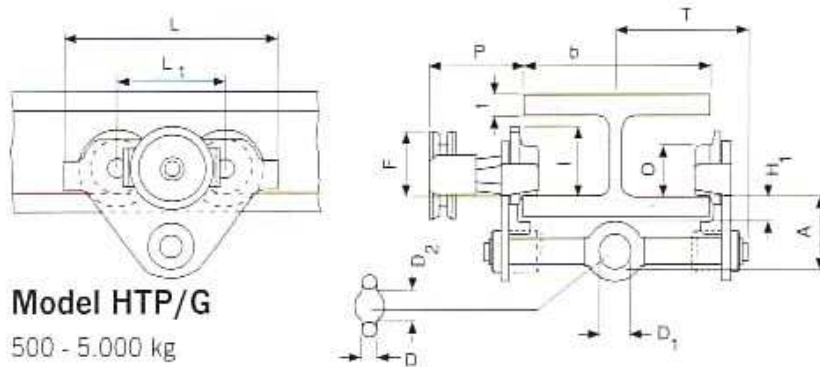
Model HTP/G
with locking device

500 - 5.000 kg



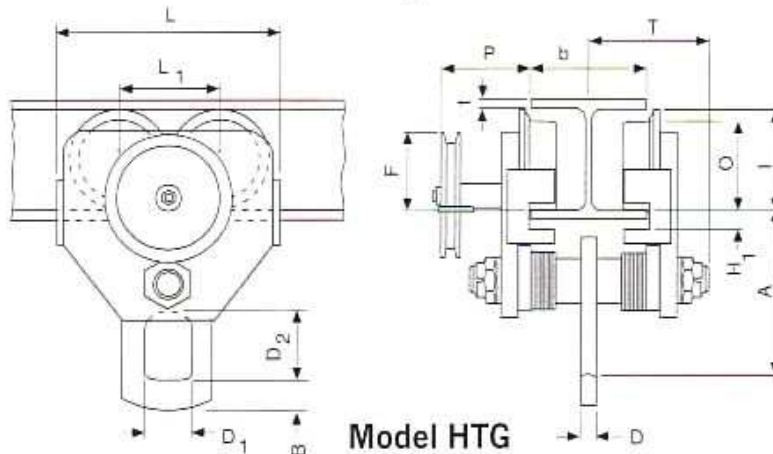
Model HTG

20.000 kg



Model HTP/G

500 - 5.000 kg



Model HTG

10.000 kg



SELBY ENGINEERING & LIFTING SAFETY LTD.

Lifting Equipment and Height Safety Specialists
 www.liftingsafety.co.uk Email: sales@liftingsafety.co.uk
 Tel: (01977) 684600 Fax: (01977) 685300

Dimensions	HTP/G 500		HTP/G 1000		HTP/G 2000		HTP/G 3000		HTP/G 5000		HTG 10000	HTG 20000
	A	B	A	B	A	B	A	B	A	B	B	B
A	77	92	82.5	97.5	98.5	113.5	114	129	132.5	147.5	276	270
B	-	-	-	-	-	-	-	-	-	-	52	70
D	16	16	17	17	22	22	26	26	33	33	30	35
D1	25	25	30	30	40	40	48	48	60	60	80	110
D2	30	30	35	35	47	47	58	58	70	70	114	155
F (HTG)	91.5	91.5	91.5	91.5	90.5	90.5	107.5	107.5	149.5	149.5	113.0	113.0
F1	46	46	46	46.0	46.0	46.0	46.0	46.0	45.5	45.5	-	-
H1	30.5	45.5	30.5	45.5	30.5	45.5	30.0	45.0	30.0	45.0	45.0	45.0
I (HTP)	71.5	71.5	71.5	71.5	95.5	95.5	131.0	131.0	142.5	142.5	-	-
I (HTG)	76.5	76.5	76.5	76.5	98.0	98.0	132.5	132.5	148.5	148.5	170.0	170.0
L	260	260	260	260	310	310	390	390	450	450	430	870
L1	130	130	130	130	150	150	180	180	209	209	200	200
L2	-	-	-	-	-	-	-	-	-	-	-	115
O	60	60	60	60	80	80	112	112	125	125	150	150
P (HTG)	110	110	110	110	110	110	110	110	110	110	163	163
P1	168	168	168	168	168	168	168	168	168	168	-	-
P2	146	146	150	150	155	155	160	160	167.5	167.5	-	-
T	146	187	150	187	155	189.5	160	191.5	167.5	191.5	270	270

